




SPECIFICATION FOR APPROVAL

TO : _____

REF. No. _____

APPROVED DATE 	CHECKED DATE 	PREPARED DATE 
--	---	--

MODEL No. AA9252HB-AT P.S. _____

DESCRIPTION: AC FAN REV. A

ID No. _____

THIS OFFER IS MADE ACCORDING TO YOUR CURRENT INQUIRY.
UNLESS OTHERWISE REVISED, THIS SPECIFICATION WILL BE FINAL FOR
ALL FUTURE PRODUCTION OF ORDERS FROM YOUR RESPECTED COMPANY.

KINDLY STUDY IN DETAILS AND RETURN TO US THE DUPLICATE DULLY
SIGNED AS YOUR CONFIRMATION OF SAME.



ADDA **ADDA CORPORATION**




DATA - S H E E T

Engineering

BRUSHLESS AXIAL COOLING FANS.

Printed on: 04/05/17

Customer :		Ref:																																										
ADDA Model No. : AA9252HB-AT																																												
Samples attached : piece(s)																																												
Safety Approval : CE																																												
<u>Specifications</u> <table border="1"> <thead> <tr> <th>ITEM</th> <th>SPECIFICATION /</th> <th>CONDITION</th> </tr> </thead> <tbody> <tr> <td>MEASUREMENTS</td> <td>: 92x92x25</td> <td>MM</td> </tr> <tr> <td>BEARING TYPE</td> <td>: BALL</td> <td></td> </tr> <tr> <td>RATED</td> <td>: 230</td> <td>VAC+/-10%</td> </tr> <tr> <td>OPERATING VOLTAGE RANGE</td> <td>: 220/240</td> <td>VAC</td> </tr> <tr> <td>OPERATING FREQUENCY</td> <td>: 50/60</td> <td>Hz</td> </tr> <tr> <td>RATED CURRENT</td> <td>: 0.09/0.08</td> <td>A</td> </tr> <tr> <td>INPUT POWER</td> <td>: 20.7/18.4</td> <td>Watt</td> </tr> <tr> <td>RATED SPEED</td> <td>: 2000/2400</td> <td>RPM+/-10%</td> </tr> <tr> <td>AIR FLOW</td> <td>: 28.0/34.0</td> <td>CFM (min at zero static pressure.)</td> </tr> <tr> <td>STATIC AIR PRESSURE</td> <td>: 0.066/0.094</td> <td>INCH-H2O (min at zero air flow.)</td> </tr> <tr> <td>NOISE LEVEL</td> <td>: 24.1/30.1</td> <td>dB(A)</td> </tr> <tr> <td>NET WEIGHT</td> <td>: 230</td> <td>GRAM.</td> </tr> <tr> <td>PACKING</td> <td>: 200</td> <td>PCS. PER EXPORT CARTON.</td> </tr> </tbody> </table>			ITEM	SPECIFICATION /	CONDITION	MEASUREMENTS	: 92x92x25	MM	BEARING TYPE	: BALL		RATED	: 230	VAC+/-10%	OPERATING VOLTAGE RANGE	: 220/240	VAC	OPERATING FREQUENCY	: 50/60	Hz	RATED CURRENT	: 0.09/0.08	A	INPUT POWER	: 20.7/18.4	Watt	RATED SPEED	: 2000/2400	RPM+/-10%	AIR FLOW	: 28.0/34.0	CFM (min at zero static pressure.)	STATIC AIR PRESSURE	: 0.066/0.094	INCH-H2O (min at zero air flow.)	NOISE LEVEL	: 24.1/30.1	dB(A)	NET WEIGHT	: 230	GRAM.	PACKING	: 200	PCS. PER EXPORT CARTON.
ITEM	SPECIFICATION /	CONDITION																																										
MEASUREMENTS	: 92x92x25	MM																																										
BEARING TYPE	: BALL																																											
RATED	: 230	VAC+/-10%																																										
OPERATING VOLTAGE RANGE	: 220/240	VAC																																										
OPERATING FREQUENCY	: 50/60	Hz																																										
RATED CURRENT	: 0.09/0.08	A																																										
INPUT POWER	: 20.7/18.4	Watt																																										
RATED SPEED	: 2000/2400	RPM+/-10%																																										
AIR FLOW	: 28.0/34.0	CFM (min at zero static pressure.)																																										
STATIC AIR PRESSURE	: 0.066/0.094	INCH-H2O (min at zero air flow.)																																										
NOISE LEVEL	: 24.1/30.1	dB(A)																																										
NET WEIGHT	: 230	GRAM.																																										
PACKING	: 200	PCS. PER EXPORT CARTON.																																										
<p>Unless otherwise stated, the relative humidity is 65%, and the temperature is 25°C for the standard testing.</p> <p>Should you have any doubt, please refer to the environmental conditions specified in the acknowledgement document.</p>																																												
ADDA CORPORATION	MODEL NO.: AA9252HB-AT																																											

SPECIFICATION

1 · 0 Scope : This documentation defines the mechanical & electrical characteristics of AC brushless fans.

2 · 0 Material :

2 · 1 Housing : High quality aluminum die-casting frame flated with black paint.

2 · 2 Fan blade : UL 94V - 0 Glass filled polyester (P.B.T)

2 · 3 Bearing Sys ☐ Oil impregnated sleeve or
☒ Ball Bearing : Japan
☐ Hypro Bearing
☐ one Ball one Sleeve

2 · 4 Lead wire : UL 1430 , 22 AWG

2 · 5 Connector ☐ Not included in this fan
☐ Note as : _____

3 · 0 Dimension & construction : All dimension, direction of rotation and air flow, rated characteristics are specified in drawing & data-sheet of enclosed.

4 · 0 Characteristics definition :

4 · 1 Rated current : Rated current shall be measured after 30 minutes continuous rotation at rated voltage.

4 · 2 Rated speed : Rated speed shall be measured after 30 minutes continuous rotation at rated voltage.

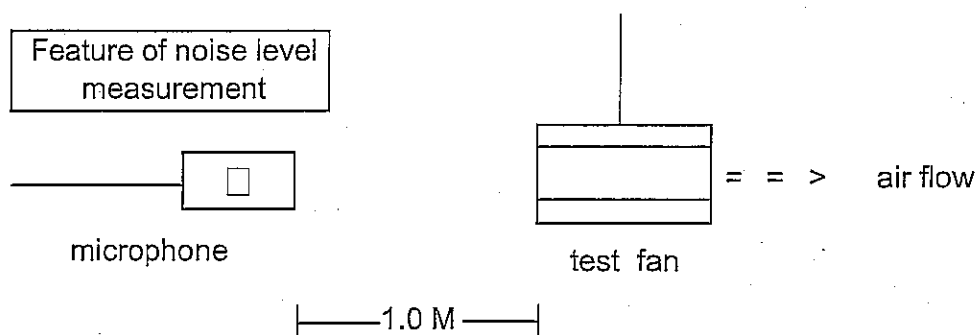
4 · 3 Start voltage : The voltages that enable to start the fan by sudden switch on.

4 · 4 Input power : Input power shall be measured after 30 minutes continuous rotation at rated voltage.



SPECIFICATION

- 4 · 5 Locked current : Locked current shall be measured with in one minutes or rotor locked , After 30 minutes continuous rotation at rated voltage in clean air.
- 4 · 6 Air flow & static pressure : The air flow data and static pressures are determined in accordance with AMCA standard or DIN 24163 specification in a double-chamber testing with intake-side measurement.
- 4 · 7 Noise level : The measurement of noise level is carried out with reference to CNS8753 in a anechoic chamber with the microphone positioned 1 M from the air intake. Testing fan shall be hung in clear air.



5 · 0 Mechanical inspection

- 5 · 1 Rotation direction : Clockwise from the front face of the fan. A clear " = = > " (arrow mark) shall be found on the body of housing .
- 5 · 2 Safe design : All fans have intergrated protection against locked rotor condition so that there can be no damage on winding and / or any electrical components. Restart is automatic as soon as any constraint to running has been released.



SPECIFICATION

5 · 3 Locked rotor protection : No damage shall be found for continuous 72 hours at condition of rotation locked. Restart is automatic as soon as constraint to running has been released.

5 · 4 Free drop shock : In minute package condition. The fan should withstand each one drop of three faces from 30 cm distance height onto 10 mm thickness of wooden board

6 · 0 Electrical inspection

6 · 1 Insulation resistance : 100 M Ω or more at 500 V megger.

6 · 2 Dielectric strength : 1 minute at 1200 VAC / 50 - 60 Hz

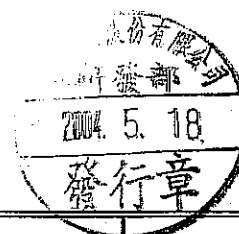
Bearing type	Temperature	Hours
Sleeve bearing	25°C	31000
	50°C	15000
	70°C	10000
Ball bearing	25°C	50000
	50°C	30000
	70°C	20000

7 · 0 Environmental

7 · 1 Operating Temperature : - 10°C ~ + 80°C

7 · 2 Humidity RH : 20 % ~ 85 % (Max)

7 · 3 Storage Temperature : Will satisfy performance standards after 500 hours storage at - 40 °C ~ 70 °C (normal humidity) with a 24 - hour recovery period at room temperature.



SPECIFICATION

7 · 4 Humidity : After 96 hrs, 95 % RH, $40 \pm 2^{\circ}\text{C}$ per MIL - STD - 202F, method 103B, Humidity test, The measured data of insulation resistance & dielectric strength should meet the specification listed in attach.

7 · 5 Thermal Shock : After thermal shock test per MIL - STD - 202F, method 107G, condition D, The measured data of insulation resistance & dielectric strength should the specification listed in datasheet.

8 · 0 Remark

8 · 1 Material and construction are subject to change without advance notice.
The changes should be within specification listed in this approved sheet.

8 · 2 All the fans shall meet the inspection under sampling plan MIL - STD - 105E,
The AQL are as follow :

Critical	AQL = 0.25 %
Major	AQL = 1.00 %
Minor	AQL = 2.50 %

9 · 0 Drawing

