

Conector DB para cabo plano / D-Sub for flat cable connector


DBC

Chave de código / How to order

DBC (M) - (09)

Número de contatos / Number of contacts
09, 15, 25, 37

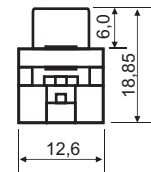
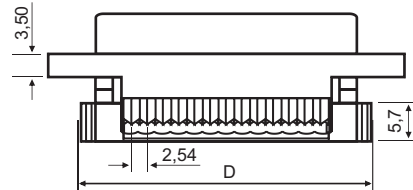
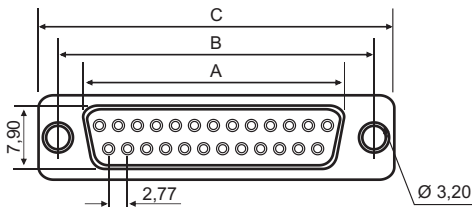
M - Macho / Male
F - Fêmea / Female



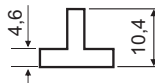

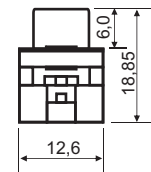
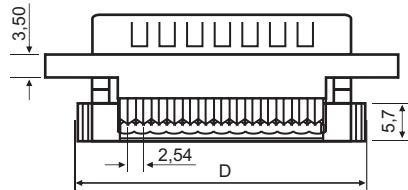
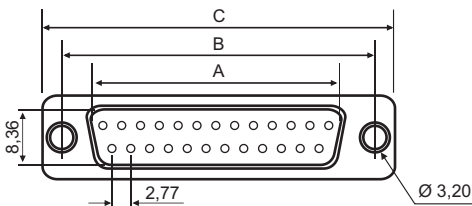
Especificações / Specifications

Corrente máxima / Current rating	3 A
Tensão máxima / Voltage rating	250VCA/VAC
Resistência de contato máx. / Maximum contact resistance	30 m
Resistência de isolamento mín. / Minimum insulation resistance	1000 M (500 VCC/VDC)
Rigidez dielétrica / Withstanding voltage	1000 VCA/VAC (1 minuto/minute)
Temperatura de Operação / Operate temperature range	-55°C a (to) +105°C
Material do isolador / Insulator material	PBT UL94V-0 com 30% fibra de vidro / PBT UL94V-0 with 30% of glass fiber
Material dos contatos / Contact material	Latão dourado / Gold brass
Terminais / Terminals	Latão estanhado / Brass tin finished
Carcaça / Body	Aço niquelado / Steel with nickel finished
Cor do dielétrico / Dielectric color	Azul / Blue

Fêmea



Macho



Número de vias Number of ways	A		B	C	D
	Macho / Male	Fêmea / Female			
9	16,92	16,33	24,99	30,9	22,54
15	25,25	24,66	33,32	39,2	30,87
25	38,96	38,38	47,04	53,1	44,60
37	55,42	54,84	63,50	69,5	61,06