

Conector DB para PCI - 90° / D-Sub for PCB - 90° connector


Chave de código / How to order

DBPN 1 M - 09

Número de contatos / Number of contacts
09, 15, 25, 37

M - Macho / Male
F - Fêmea / Female

Dimensão "D" / "D" dimension
1 - 8,08mm 2 - 10,30mm 3 - 14,99mm



Especificações / Specifications

Corrente máxima / Current rating

Tensão máxima / Voltage rating

Resistência de contato máx. / Maximum contact resistance

Resistência de isolamento mín. / Minimum insulation resistance

Rigidez dielétrica / Withstanding voltage

Temperatura de operação / Operate temperature range

Material do isolador / Insulator material

Material dos contatos / Contact material

Terminais / Leads

Carcaça / Body

Cor do dielétrico / Dielectric color

5A

250 VCA / VCC (VAC / VDC)

20 m

1000 M (500 VCC / VDC)

1000 VCA / VAC (1 minuto / minute)

-55°C a (to) +105°C

Termoplástico reforçado com fibra de vidro / Thermoplastic with glass fiber UL94V-0
Latão Dourado / Gold brass

Latão estanhado / Brass tin finished

Aço Zincado / Zinc plated steel

Preto / Black

Dimensões e diagramas / Dimensions and layouts

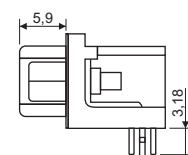
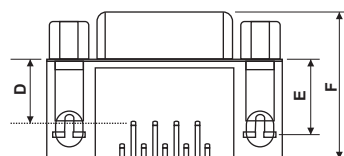
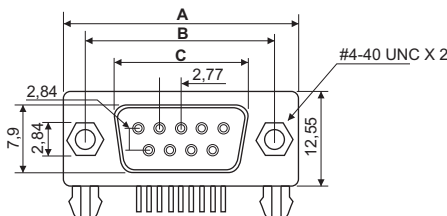
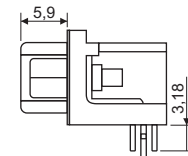
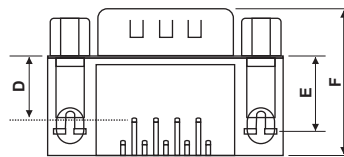
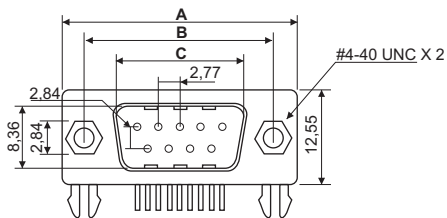
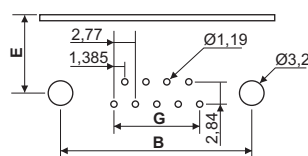
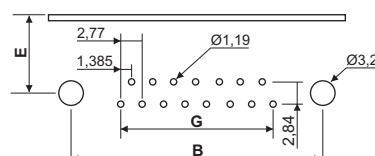


Diagrama PCI / Printed circuit layout

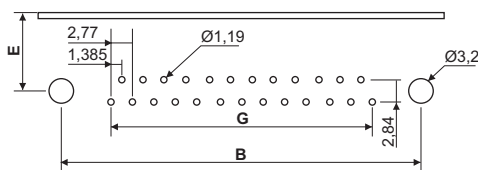
9 contatos / contacts



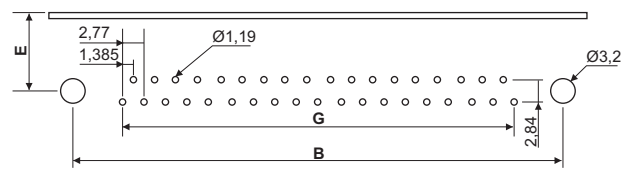
15 contatos / contacts



25 contatos / contacts



37 contatos / contacts



	D	E	F
DBPN1	8,08	9,5	18,4
DBPN2	10,30	10,8	20,6
DBPN3	14,99	16,4	25,2

Número de contatos Number of contacts	Dimensões / Dimensions: mm				
	A	B	Macho/Male C	Fêmea/Female	G
9	30,80	24,99	16,92	16,33	11,08
15	39,14	33,32	25,25	24,66	19,39
25	53,04	47,04	38,96	38,38	33,24
37	69,32	63,50	55,42	54,84	49,86

Tolerâncias não indicadas / Not indicated tolerance : ± 0,1 mm

Todas as dimensões em milímetros / All dimensions in millimeters