

- Modulares (Possuem encaixes que permitem a combinação de diversos blocos)
- Produzidos com material anti-chama

- Modular (Allow combination of blocks)
- Produced with non flammable material

#### BRO

180° - 2 ou 3 vias, passo de 5mm ou 10mm  
180° - 2 or 3 ways, 5mm or 10mm pitch

Chave de código / How to order

BRO (0) (2) (A) → Cores / Colors  
A - Azul / Blue  
C - Cinza / Gray  
P - Preto / Black

→ Vias / Ways

Terminais / Terminals  
0 ou/or 1  
veja diagrama / see diagram

3 vias ways	2 vias ways

Passo/Pitch 5mm    Passo/Pitch 10mm

N = Número de contatos / Number of contacts

Furação PCI / PCB layout

0.6, N x 5 ou/or 10, Ø3,1, 2,5, 5, Ø1, 9, 12,5, 4,5, 3,1, (N-1) x 5,0, 2,5, (N-1) x 10, 9, 4

#### BR2

180° - 2 ou 3 vias, passo de 5mm ou 10mm  
180° - 2 or 3 ways, 5mm or 10mm pitch

Chave de código / How to order

BR2 (0) (2) (A) → Cores / Colors  
A - Azul / Blue  
C - Cinza / Gray

→ Vias / Ways

Terminais / Terminals  
0 ou/or 1  
veja diagrama / see diagram

3 vias ways	2 vias ways

Passo/Pitch 5mm    Passo/Pitch 10mm

Bloco de contato sólido

N = Número de contatos / Number of contacts

Furação PCI / PCB layout

5 ou/or 10 x nº de vias / ways, 0.6, 14,2, 3,5, 5, 10, 2,5, 2,5, 10,2, 5, 0,8, 5, 3,1, (N-1) x 5,0, 2,5, (N-1) x 10, 5,4, 10,2

#### BR1

180° - 2 ou 3 vias, passo de 5mm ou 10mm  
180° - 2 or 3 ways, 5mm or 10mm pitch

Chave de código / How to order

BR1 (0) (2) (A) → Cores / Colors  
A - Azul / Blue  
C - Cinza / Gray  
P - Preto / Black

→ Vias / Ways

Terminais / Terminals  
0 ou/or 1  
veja diagrama / see diagram

3 vias ways	2 vias ways

Passo/Pitch 5mm    Passo/Pitch 10mm

N = Número de contatos / Number of contacts

Furação PCI / PCB layout

0.6, N x 5 ou/or 10, Ø2,6, 2,5, 5, Ø1, 7,6, 10, 4,5, 3,1, (N-1) x 5,0, 2,5, (N-1) x 10, 7,6, 3,1

#### BR3

90° - 2 ou 3 vias, passo de 5,00mm  
90° - 2 or 3 ways, 5.00mm pitch

Chave de código / How to order

BR3R-(0)2 → Vias / Ways

N = Número de contatos / Number of contacts

Furação PCI / PCB layout

5 x nº de vias / ways, 0,5, 2,5, 5, 2,5, 7,8, 10, 3,1±0,3, 1, 3,0, (N-1) x 5,0, 2,5, 1,3, 7,8, Ø1,4

#### BR4

180° - 2 ou 3 vias, passo de 5mm  
180° - 2 or 3 ways, 5mm pitch

Chave de código / How to order

BR40 (2) V → Vias / Ways

N = Número de contatos / Number of contacts

Furação PCI / PCB layout

5 ou/or 10 x nº de vias / ways, 0.6, 14,2, 3,5, 2,5, 5, 2,5, 5, 0,8, 5, 10,2, 5,4, 10,2, 3,1, (N-1) x 5,0, 2,5, (N-1) x 10, Ø1,6


Tolerâncias / Tolerance: até/to 6mm ± 0,1 - acima de/over 6 até/to 30mm ± 0,2 - acima de/over 30 até/to 120mm ± 0,3

#### BR5

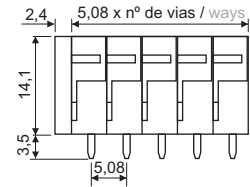
180° ou 90° - 2, 3, 4, 5, 6, 8, 10 ou 12 vias, passo de 5,08mm  
180° or 90° - 2, 3, 4, 5, 6, 8, 10 or 12 ways, 5.08mm pitch

Chave de código / How to order

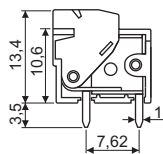
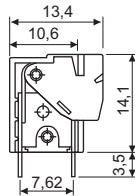
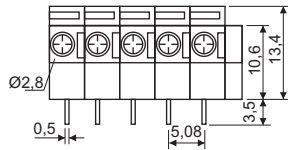
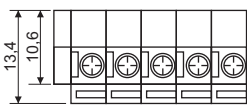
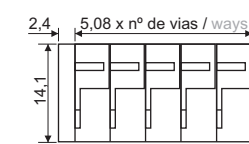
BR5 (C) 1- (02) → Vias / Ways  
Ângulo / Angle  
N - 90°  
C - 180°



#### BR5C

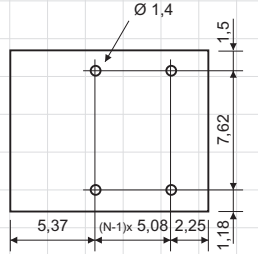


#### BR5N

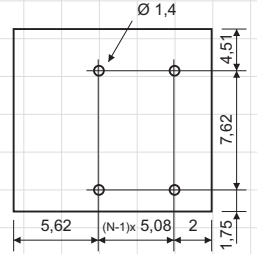


Furação PCI / PCB layout

C 180°



N 90°

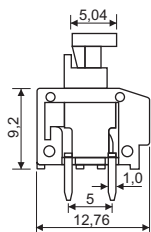


#### BR6

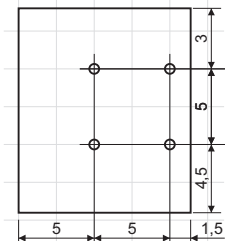
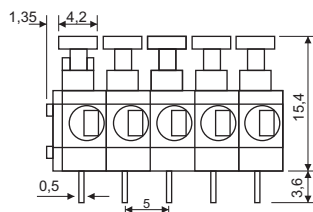
90° - 2, 3, 4, 5, 6, 7, 8 ou 10 vias, passo de 5mm  
90° - 2, 3, 4, 5, 6, 7, 8 or 10 ways, 5mm pitch

Chave de código / How to order

BR6N3- (02) → Vias / Ways



Furação PCI / PCB layout




#### BR7

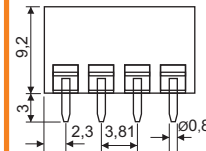
90° ou 180° - 2, 3, 4, 5, 6, 8, 10 ou 12 vias, passo de 3,81mm  
90° or 180° - 2, 3, 4, 5, 6, 8, 10 or 12 ways, 3.81mm pitch

Chave de código / How to order

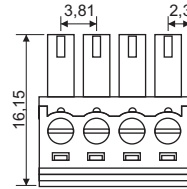
BR7 (M) (C) 2- (02) → Vias / Ways  
Ângulo / Angle  
Gênero / Gender N - 90°  
M - Macho / Male C - 180°  
F - Fêmea / Female



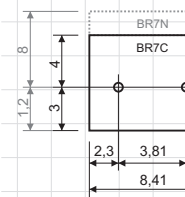
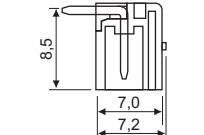
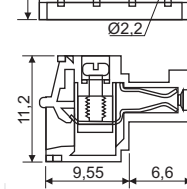
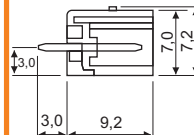
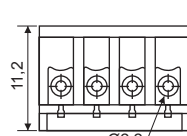

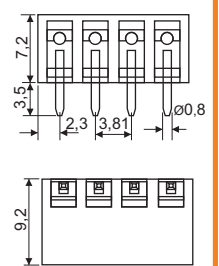
#### BR7MC



#### BR7F



#### BR7MN



N 90°  
C 180°


Furação PCI / PCB layout

#### BR8

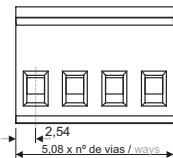
180° ou 90° - 2, 3, 4, 5, 6, 7, 8, 10, 12, 14, 16 ou 18 vias, passo de 5,08mm  
180° or 90° - 2, 3, 4, 5, 6, 7, 8, 10, 12, 14, 16 or 18 ways, 5.08mm pitch

Chave de código / How to order

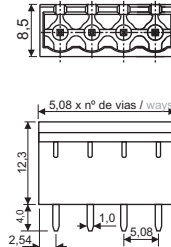
BR8 (M) (C) 1- (02) → Vias / Ways  
Ângulo / Angle  
Gênero / Gender N - 90°  
M - Macho / Male C - 180°  
F - Fêmea / Female



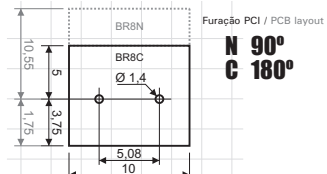
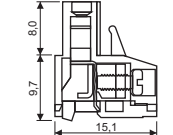
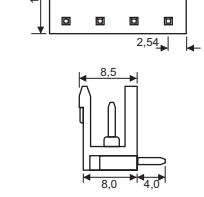
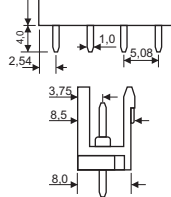
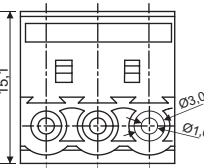
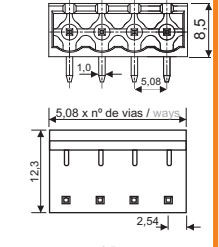
#### BR8F



#### BR8MC



#### BR8MN



N 90°  
C 180°

Furação PCI / PCB layout

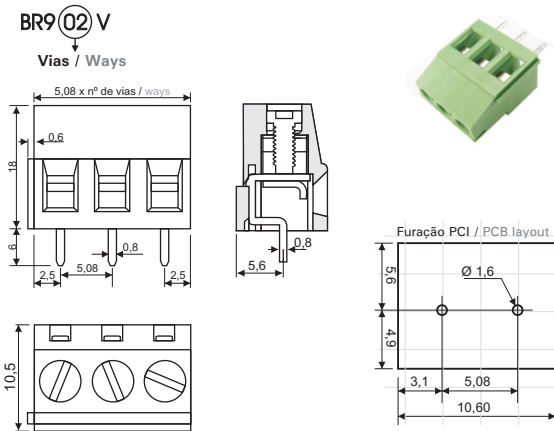
Tolerâncias / Tolerance: até/fo 6mm ± 0,1 - acima de/over 6 até/fo 30mm ± 0,2 - acima de/over 30 até/fo 120mm ± 0,3

Dimensões em mm / Dimensions in mm

#### BR9

180° - 2 ou 3 vias, passo de 5,08mm  
180° - 2 or 3 ways, 5.08mm pitch

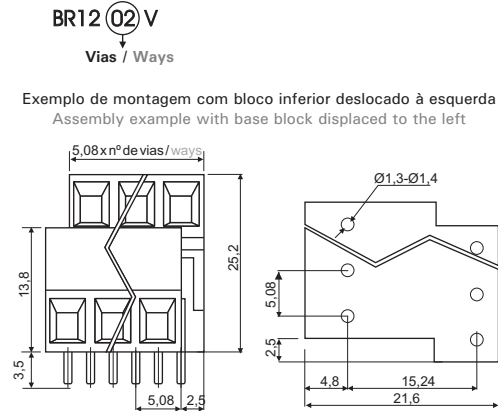
Chave de código / How to order



#### BR12

180° - 2(4) ou 3(6) vias, passo de 5,08mm  
180°, 2(4) or 3(6) ways, 5.08mm pitch

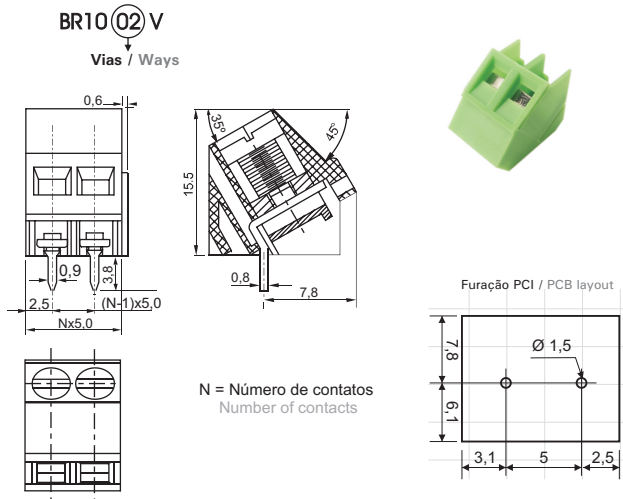
Chave de código / How to order



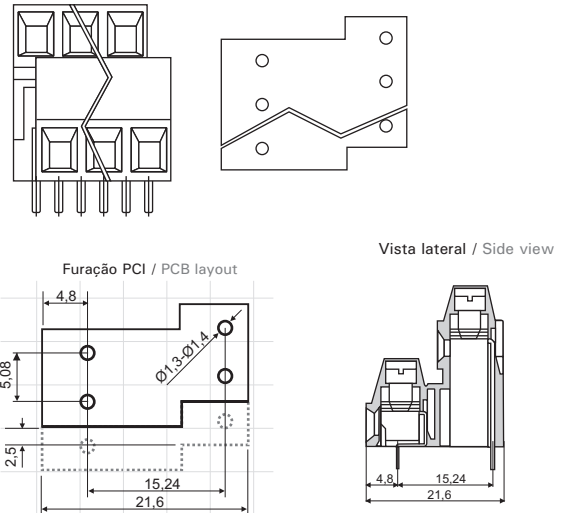
#### BR10

45° - 2 ou 3 vias, passo de 5mm  
45° - 2 or 3 ways, 5mm pitch

Chave de código / How to order



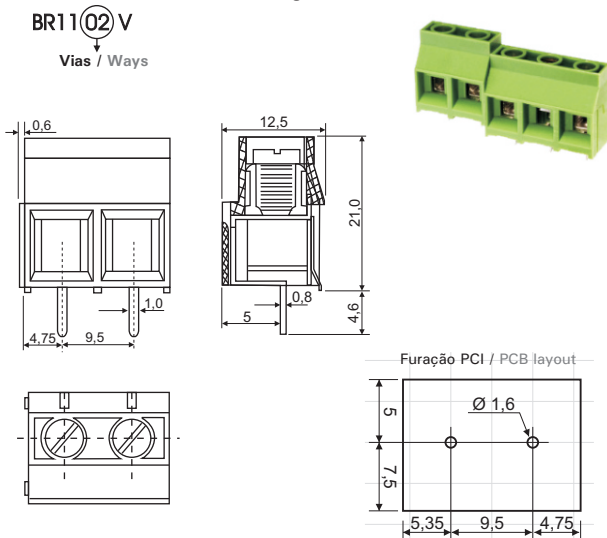
Exemplo de montagem com bloco inferior deslocado à direita  
Assembly example with base block displaced to the right



#### BR11

180° - 2 ou 3 vias, passo de 9,5mm  
180° - 2 or 3 ways, 9.5mm pitch

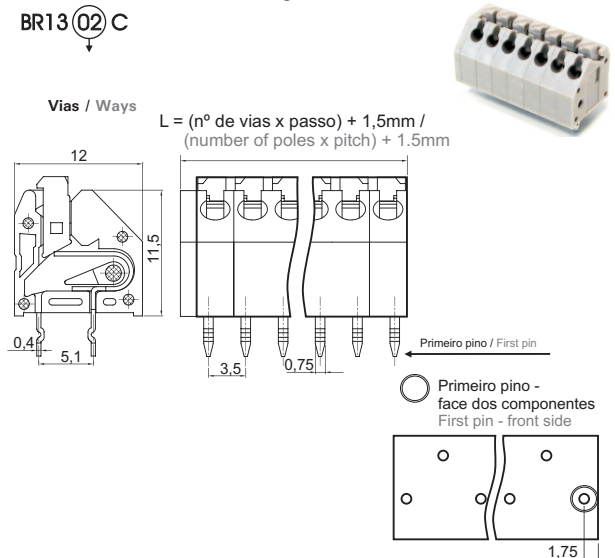
Chave de código / How to order



#### BR13

45°, passo de 3,5mm  
45°, 3.5mm pitch

Chave de código / How to order



### Especificações / Specifications

Modelos / Types	BR0	BR1	BR3
Tensão nominal / Rated voltage	250V		300V
Corrente nominal / Rated Current	16A		8A
Resistência de contato / Contact resistance	20mΩ		
Resistência de isolamento / Insulation resistance	500MΩ/1000VDC		
Rigidez dielétrica / Withstand Voltage	2000VAC/1min.		
Temperatura de operação / Temperature range	-30°C a/to + 120°C		-40°C a/to + 105°C
Torque máx. / Max.Torque	0,5Nm (4.5Lb.in)	0.4Nm (3.6Lb.in)	
Alojamento / Housing	PA66, UL94V-0		
Parafuso / Screw	Aço M3, zincado / M3 steel, zinc plated	Aço M2,5, zincado / M2,5 steel, zinc plated	
Terminais / Terminals	Latão estanhado / Brass tin plated		
Contacto / Contact	Bronze fosforoso níquelado / Phosphor bronze, nickel plated		
Cabo aplicável / Applicable wire	22 a/to 14AWG (0,5 ~ 2,5mm²)		24 a/to 18AWG (0,2 ~ 1,0mm²)
Cores / Colors	azul, cinza ou preto / blue, gray or black		verde / green

Modelos / Types	BR2	BR4	BR9
Tensão nominal / Rated voltage	300V		
Corrente nominal / Rated Current	10A		16A
Resistência de contato / Contact resistance	20mΩ		
Resistência de isolamento / Insulation resistance	500MΩ/1000VDC		
Rigidez dielétrica / Withstand Voltage	2000VAC/1min.		
Temperatura de operação / Temperature range	-40°C a/to + 105°C		
Torque máx. / Max.Torque	0.4Nm (3.6Lb.in)		0.5Nm (4.5Lb.in)
Alojamento / Housing	PA66, UL94V-0		
Parafuso / Screw	Aço M2,5, zincado / M2,5 steel, zinc plated	Aço M3, zincado / M3 steel, zinc plated	
Terminais / Terminals	Latão estanhado / Brass tin plated		
Contacto / Contact	Latão níquelado / Brass nickel plated		
Cabo aplicável / Applicable wire	22 a/to 14AWG (0,5 ~ 2,5mm²)		24 a/to 12AWG (0,2 ~ 4mm²)
Cores / Colors	azul ou cinza / blue or gray		verde / green

Modelos / Types	BR10	BR11	BR12
Tensão nominal / Rated voltage	300V		
Corrente nominal / Rated Current	10A	30A	10A
Resistência de contato / Contact resistance	20mΩ		
Resistência de isolamento / Insulation resistance	500MΩ/1000VDC		
Rigidez dielétrica / Withstand Voltage	2000VAC/1min.		
Temperatura de operação / Temperature range	-40°C a/to + 105°C		
Torque máx. / Max.Torque	0.4Nm (3.6Lb.in)	0.5Nm (4.5Lb.in)	0.4Nm (3.6Lb.in)
Alojamento / Housing	PA66, UL94V-0		
Parafuso / Screw	Aço M2,5, zincado / M2,5 steel, zinc plated	Aço M3, zincado / M3 steel, zinc plated	Aço M2,5, zincado / M2,5 steel, zinc plated
Terminais / Terminals	Latão estanhado / Brass tin plated		
Contacto / Contact	Latão níquelado / Brass nickel plated		
Cabo aplicável / Applicable wire	24 a/to 14AWG (0,2 ~ 2,5mm²)	26 a/to 10AWG (0,1 ~ 6mm²)	24 a/to 14AWG (0,2 ~ 2,5mm²)
Cores / Colors	verde / green		

Modelos / Types	BR7	BR8
Tensão nominal / Rated voltage	125V	300V
Corrente nominal / Rated Current	8A	15A
Resistência de contato / Contact resistance	20mΩ	
Resistência de isolamento / Insulation resistance	500MΩ/1000VDC	
Rigidez dielétrica / Withstand Voltage	2000VAC/1min.	
Temperatura de operação / Temperature range	-40°C a/to + 105°C	
Torque máx. / Max.Torque	0.2Nm (1,7Lb.in)	0.4Nm (3,6Lb.in)
Alojamento / Housing	PA66, UL94V-0	
Parafuso / Screw	Aço M2 zincado / M2 steel, zinc plated	Aço M2,5 zincado / M2,5 steel, zinc plated
Terminais / Terminals	Latão estanhado / Brass tin plated	
Contacto / Contact	Bronze fosforoso níquelado / Phosphor bronze, nickel plated	
Cabo aplicável / Applicable wire	26 a/to 16AWG (0,1 ~ 1,5mm²)	22 a/to 14AWG (0,5 ~ 2,5mm²)
Cores / Colors	verde / green	

Modelos / Types	BR5	BR6	BR13
Tensão nominal / Rated voltage	300V		
Corrente nominal / Rated Current	10A	5A	
Resistência de contato / Contact resistance	20mΩ		
Resistência de isolamento / Insulation resistance	500MΩ/1000VDC		
Rigidez dielétrica / Withstand Voltage	2000VAC/1min.		
Temperatura de operação / Temperature range	-40°C a/to + 105°C		
Alojamento / Housing	PA66, UL94V-0		
Terminais / Terminals	Latão estanhado / Brass tin plated		
Contacto / Contact	Mola de aço inoxidável (SUS301) / Stainless steel spring (SUS301)		
Cabo aplicável / Applicable wire	22 a/to 16AWG (0,5 ~ 1,5mm²)	22 a/to 18AWG (0,5 ~ 1,0mm²)	22 a/to 16AWG (0,5 ~ 1,5mm²)
Cores / Colors	verde / green		cinza / gray