

■ Features :

- Universal AC input/Full range
- Protections: Short circuit / Overload / Over voltage / Over temperature
- Cooling by free air convection
- 100% full load burn-in test
- 2 years warranty



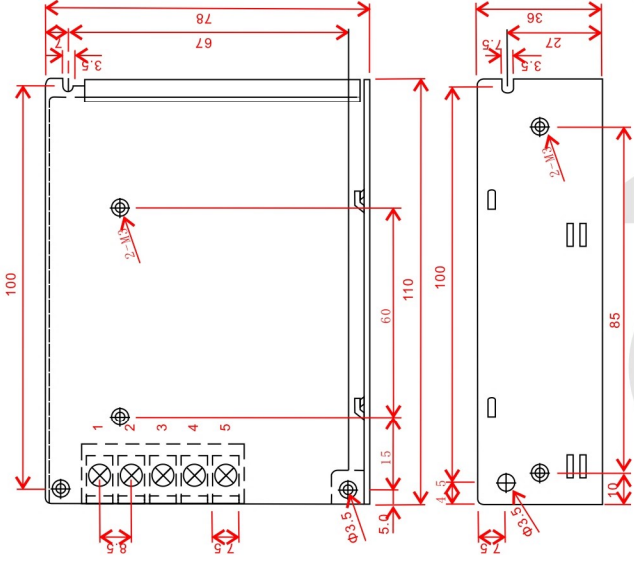
SPECIFICATION



MODEL	MS-75-5	MS-75-12	MS-75-15	MS-75-24
DC VOLTAGE	5V	12V	15V	24V
RATED CURRENT	14A	6.2A	5.0A	3.1A
CURRENT RANGE	0~12A	0~6.2A	0~5.0A	0~3.1A
RATED POWER	70W	74.4W	75W	74.4W
RIPPLE & NOISE(max.) Note 2	80mVp-p	120mVp-p	120mVp-p	150mVp-p
VOLTAGE ADJ. RANGE	4.75~5.5V	10.8~13.2A	13.5~16.5A	21.6~26.4V
VOLTAGE TOLERANCE Note 3	± 2.0%	± 1.0%	± 1.0%	± 1.0%
LINE REGULATION	± 1.0%	± 1.0%	± 1.0%	± 1.0%
LOAD REGULATION	± 1.0%	± 1.0%	± 1.0%	± 1.0%
SETUP,RISE,TIME	1000ms, 30ms/230VAC	100ms,30ms/115VAC (at full load)		
HOLD UP TIME	100ms/230VAC	21ms/115VAC (at full load)		
VOLTAGE RANGE	85~264VAC or 120~370VDC			
FREQUENCY RANGE	47~63Hz			
EFFICIENCY(Typ.)	80%	82%	84%	86%
AC CURRENT(Typ.)	2.0A/115VAC	1.0A/230VAC		
INRUSH CURRENT(Typ.)	COLD START: 15A/115VAC 30A/230VAC			
OVER LOAD	Above 110%~150%rated output power			
PROTECTION	Protection type: Hiccup mode,recovers automatically after fault condition is removed			
OVER VOLTAGE	5.75~6.75V	13.8~16.2V	17.25~20.25V	27.6~32.4V
WORKING TEMP.	Protection type: Hiccup mode,recovers automatically after fault condition is removed			
WORKING HUMIDITY	-10~+60°C (Refer to " Derating Curve")			
STORAGE TEMP.,HUMIDITY	20~90%RH,non-condensing			
TEMP.COEFFICIENT	~40~+85°C,10~95%RH			
VIBRATION	± 0.03%/°C(0~50°C)			
SAFETY STANDARDS	10~500Hz, 2G 10min/1cycle, period for 60min.X, Y, Zaxes			
WITHSTAND VOLTAGE	Approved UL1012, TUV EN60950 1			
ISOLATION RESISTANCE	I/P-O/P:3KVAC			
EMC EMISSION	IP-O/P.:100M Ohms / 500VDC/ 25°C/ 70% RH			
EMC IMMUNITY	Approved EN55022(CISPR22)Class B,EN61000-3-2,-3			
MTBF	Approved E61000-4-2,3,4,5,EN55024,light industry level,criteria A			
DIMENSION	≥441.5K hrs. MIL-HDBK-217F(25°C)			
PACKING	110*78*36mm(W*H*D)			
	0.23Kg; 60pcs/14Kg/1.02CUFT			
NOTE:	<ol style="list-style-type: none"> 1. All parameters NOT specially mentioned are measured at 230VAC input, rated load and 25°C of ambient temperature. 2. Ripple & noise are measured at 20MHz of bandwidth by using a 12" twisted pair-wire terminated with a 0.1uf & 47uf parallel capacitor. 3. Tolerance:includes set up tolerance,line regulation and load regulation. 			

Mechanical Specification

Case No. Wx958 A Unit:mm

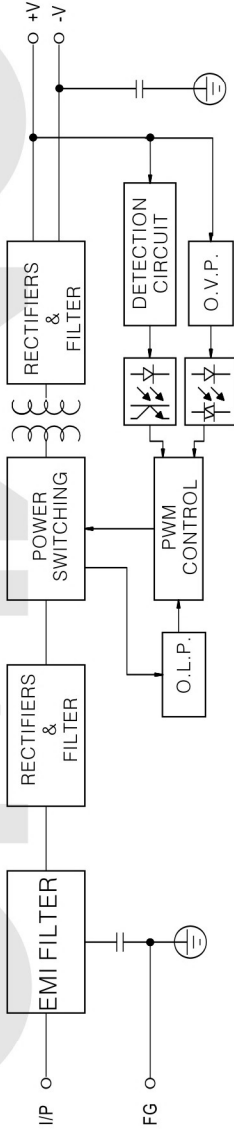


Terminal Pin No. Assignment

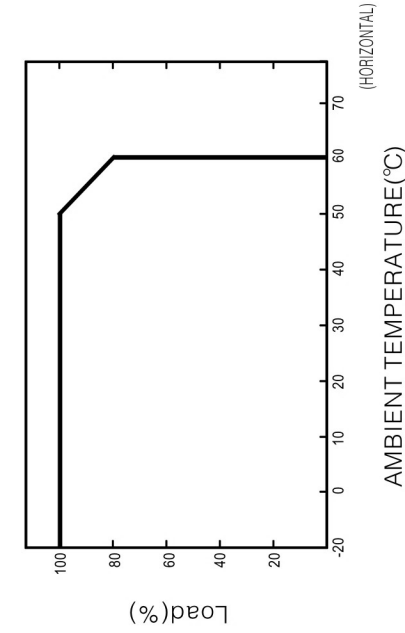
Pin No.	Assignment	Pin No.	Assignment
1	AC/L	4	-V
2	AC/N	5	+V
3	FG		

Block Diagram

Fosc: 66KHZ



Derating Curve



Static Characteristics

