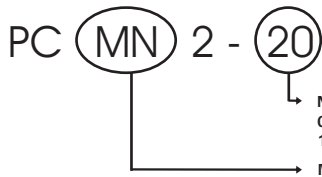


## Conector placa-cabo 2,54mm / 2.54mm wire to board connector

Chave de código / How to order


### PC2



Número de contatos / Number of contacts  
02, 03, 04, 05, 06, 07, 08, 09, 10, 11,  
12, 13, 14, 15, 16, 17, 18, 19, 20

MN - Montagem em PCI / PCB assembly - 90°  
MC - Montagem em PCI / PCB assembly - 180°  
F - Alojamento / Housing

O código do terminal utilizado no alojamento PCF2 é o PCT2.  
The p/n of the terminal used with PCF2 housing is PCT2.



## Especificações / Specifications

Corrente máxima / Current rating	3 A
Tensão máxima / Voltage rating	250 VCA / VCC (VAC / VDC)
Resistência de contato máx. / Maximum contact resistance	10 m ; depois do teste ambiental (after environmental testing) 20m
Resistência de isolamento mín. / Minimum insulation resistance	1000 M (500 VCC / VDC)
Rigidez dielétrica / Withstanding voltage	1500 VCA/VAC (1 minuto / minute)
Temperatura de operação / Operate temperature range	-25°C a (to) +85°C
Material do isolador / Insulator material	PA 66 UL94V-0
Material do contato / Contact material	Latão estanhado / Brass tin plated
Cabo aplicável / Applicable cable	22 a (to) 30 AWG

## Dimensões e diagramas / Dimensions and layouts

### PCM\_2

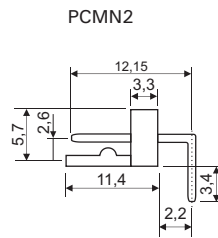
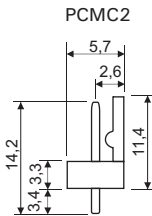
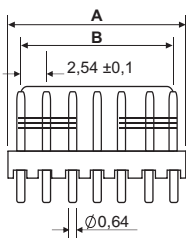
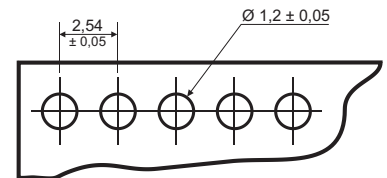
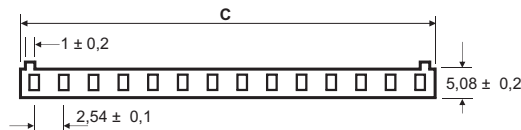
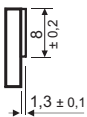


Diagrama PCI / Printed circuit layout

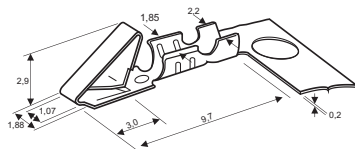


Furação da PCI / PCB layout

### PCF2



### PCT2



A = 2,54 x n° de contatos

2,54 x number of contacts

B = 2,54 x n° de contatos - 2,54

2,54 x number of contacts - 2,54

C = 2,54 x n° de contatos + 0,7

2,54 number of contacts + 0,7

Tolerâncias não indicadas / Not indicated tolerance : ± 0,1 mm

Todas as dimensões em milímetros / All dimensions in millimeters